



Solenoid valve banks for connection by multi-core cable



Part numbers

With sub-base Ø 4	81 517 401*	81 517 403*
With sub-base Ø 6	81 517 402*	81 517 404*

Electrical characteristics

Supply voltage	24 V \pm 10 % - 15 %	24 V \pm 10 % - 15 %
Consumption/miniature solenoid valve	40 mA	40 mA
Connection by	SUB D 15 connector	SUB D 25 connector
Dielectric strength acc. to IEC 255-5	1500 V	1500V
Insulation resistance	100 M Ω	100 M Ω

Pneumatic characteristics

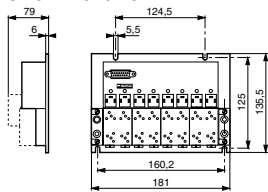
Number of valve mounting positions	8 (17.5 mm) for 3/2 or 4/2, mono or 4 bistable miniature control valve	16 (17.5 mm) for 3/2 or 4/2, mono or 8 bistable miniature control valve
Supply pressures	1 common point with 2 push-in connectors for 6 mm o.d. tubing.	1 common point with 3 push-in connectors for 6 mm o.d. tubing.
Exhaust	1 common point with 2 push-in connectors for 6 mm o.d. tubing	1 common point with 3 push-in connectors for 6 mm o.d. tubing
Output	2 push-in connectors for 4 mm or 6 mm o.d. tubing for each miniature control valve	2 push-in connectors for 4 mm or 6 mm o.d. tubing for each miniature control valve
Working pressure	2 to 8 bars for 81 516 miniature control valves 3 to 8 bars for 81 513 miniature control valves	2 to 8 bars for 81 516 miniature control valves 3 to 8 bars for 81 513 miniature control valves
Working medium	Compressed air or inert gas oil-free air filtered to 50 μ	Compressed air or inert gas oil-free air filtered to 50 μ

General characteristics

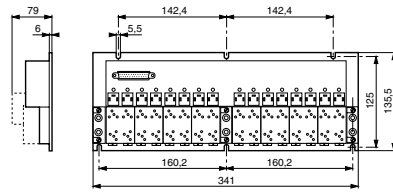
Degree of protection	IP 20 (IEC 529)
Operating temperature	-5 °C to +50 °C (IEC 68-2-14)
Storage temperature	-15 °C to +50 °C (IEC 68-2 12)
Vibration resistance	IEC 1131 - 2
Weight	700 g 1300 g

Dimensions

81 517 401 / 402

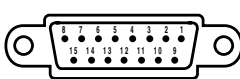


81 517 403 / 404



Connector pin connections

81 517 401 / 402



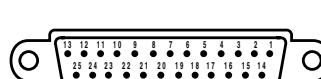
Possible variations:

- Number of 17.5 mm mounting locations (with control valve banks only)

Please consult us

- S.V. 1 to 1
- S.V. 2 to 2
- S.V. 3 to 3
- S.V. 4 to 4
- S.V. 5 to 5
- S.V. 6 to 6
- S.V. 7 to 7
- S.V. 8 to 8
- S.V. 9 to 9
- S.V. 10 to 10
- Common 11 to 15

81 517 403 / 404



- S.V. 1 to 1
- S.V. 2 to 2
- S.V. 3 to 3
- S.V. 4 to 4
- S.V. 5 to 5
- S.V. 6 to 6
- "
- "
- "
- "
- "
- "
- S.V. 16 to 16
- Common 17 to 25

Other information

* N.B. : Products with these part numbers do not include pilot solenoid valves or miniature control valves. See pages 5/6 and 5/8. The part numbers given above are for banks without miniature solenoid valves or miniature control valves. Products with these components are available on request.

To order, specify :

Standard products

1 Part number

Standard products, non stocked

Example : Solenoid valve bank 81 517 402

Products and specifications subject to change without notice.

Consult factory for application assistance.

204 Airline Drive, Suite 300, Coppell, Texas 75019 / Tel: (888) 778-2733 / FAX: (888) 329-9773 / www.crouzet-usa.com