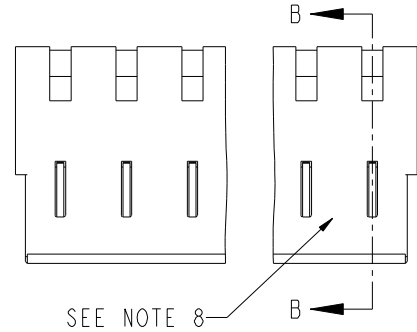


Tous droits strictement réservés. Reproduction ou communication à des tiers interdite sous quelque forme que ce soit sans autorisation écrite du propriétaire. Propriété de c.FCI. Droits de reproduction FCI.



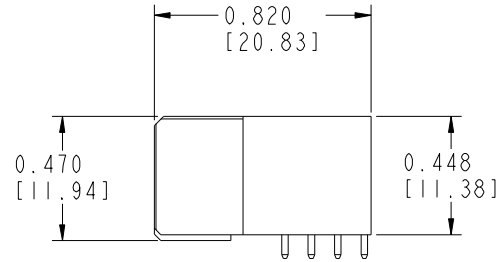
All rights strictly reserved. Reproduction or issue to third parties in any form whatsoever is not permitted without written authority from the proprietor. Property of FCI. Copyright FCI.

PRODUCT NUMBER
51767-ABB00000EF_..
SEE NOTE 1



DIM "A" ±.010
NOTE 9 [±0.25]

0.250 REF TYP
[6.35]



0.170 REF
[4.32]

VOID CORING
OPTION, TYP

0.170 REF
[4.32]

0.100 REF TYP
[2.54]

POWER
POS. P1

mat'l code				SEE NOTE 2		tolerances unless otherwise specified		CUSTOMER		FCI	
ltr	ecn no.	dr	date	linear	.XX±.01/.XX±.3	projection	COPY		www.fciconnect.com		
A	V02389	JRW	10/5/00		.XXX±.005/.XX±.13		INCH/MM		title		
B	V21512	TAB	10/04/02	angles	.XXX±.0020/.XXX±.051		3:2		RIGHT ANGLE RECEPTACLE w/o GUIDE PIN POWER		
C	V03-0769	TAB	07/18/03		0°±2°		scale		product family		code
D	DG06-0295	JMG	07/20/06	dr	LEV4	10/14/99	A		PWRBLADE		213
E	DG07-0012	JULIA	01/16/07	enrg	J. BROWN	10/14/99	A		size dwg no		sheet
F	DG08-0239	JC	09/11/08	chr	J. BROWN	10/14/99	A		51767		1 of 3
				appd	J. BROWN	10/14/99					
sheet index	revision sheet	F	F	F							
		1	2	3							

cage code 22526

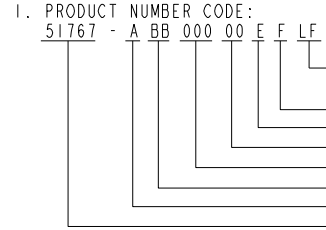
Pro/E

Tous droits strictement réservés. Reproduction ou communication à des tiers interdite sous quelque forme que ce soit sans autorisation écrite du propriétaire. Propriété de c.FCI. Droits de reproduction FCI.

All rights strictly reserved. Reproduction or issue to third parties in any form whatever is not permitted without written authority from the proprietor. Property of FCI. Copyright FCI.

PRODUCT NUMBER	DIM	LENGTH FORMULAS (SEE NOTE 9)
51767-ABB00000EF_	DIM "A" .250 [6.35] x BB + .090 [2.29] (NOTE 9)	
SEE NOTE 1	DIM "F" .250 [6.35] x BB + .120 [3.05]	

CONNECTOR NOTES:



1. PRODUCT NUMBER CODE:
 51767 - A BB 00 00 E F LF
 NO THIS SUFFIX: 100u"/2.54um SnPb ON PCB INTERFACE
 ADD THIS SUFFIX: 78u"/2.00um Sn ON PCB INTERFACE $\triangle F$
 ALWAYS "0" (ZERO) (NOTE 7)
 TAIL OPTIONS (NOTE 6)
 ALWAYS '00' (ZERO,ZERO)
 ALWAYS '000' (ZERO,ZERO,ZERO) (NOTE 5)
 NUMBER OF POWER CONTACTS (NOTE 4)
 PLATING (NOTE 3)
 BASE NUMBER

- 2. HOUSING MATERIAL: GLASS FILLED V-0 HIGH TEMP THERMO PLASTIC
 POWER CONTACT MATERIAL: COPPER ALLOY
- 3. PLATING OPTION:
 1 = SEE PRINT 10064183 FOR PLATING SPEC OF 51767-1BB00000EF; 51767-1BB00000EFLF
- 4. POWER CONTACTS, 01 TO 20 AVAILABLE.
 MAXIMUM OF 20 POWER CONTACTS PER CONNECTOR
- 5. THIS PART IS NOT AVAILABLE WITH SIGNAL CONTACTS.
- 6. TAIL OPTIONS:
 A = .135±0.010 [3.43±0.25] SOLDER TO BOARD
 B = .090 +.005/- .010 [2.29 +0.13/-0.25] SOLDER TO BOARD
 C = .154 ±.010 [3.91 ±0.25] PRESS-FIT TO BOARD

- 7. BOARD RETENTION NOT AVAILABLE WITH GUIDLESS ENDS
 - 8. MANUFACTURE'S NAME, P/N, AND DATE CODE TO APPEAR ON THIS SURFACE.
 - 9. THE MAXIMUM OVERALL LENGTH (DIM A) OF A PART IS 8.00 [203.2].
 - 10. PRODUCT SPECIFICATION GS-12-149.
 - 11. APPLICATION SPECIFICATION BUS-20-067.
- PCB NOTES:
- 12. ALL DIMENSIONS ARE BASIC UNLESS OTHERWISE SPECIFIED.
 - 13. ALL THROUGH HOLES ARE LOCATED WITH A TRUE POSITION OF 0.004 [0.10].
 - 14. ALL HOLE DIAMETERS ARE FINISHED HOLE SIZE.
 - 15. $\varnothing 0.0453 \pm 0.001$ [1.151 ± 0.02] DRILLED HOLES PLATED WITH 0.0003 [0.007] MIN SnPb OVER 0.001 [0.03] TO 0.003 [0.08] PLATING TO ACHIEVE A 0.040 ± 0.003 [1.02 ± 0.08] HOLE.
 - 16. A $\triangle F$ SYMBOL WILL BE NEXT TO ANY DIMENSION, VIEW, OR NOTE WHICH HAS BEEN MODIFIED WITH THE CURRENT DRAWING REVISION.

mat'l code		SEE NOTE 2		tolerances unless otherwise specified		CUSTOMER		FCJ	
ltr	ecr no.	dr	date	linear	.XX±.01/.XX±.3	COPY		www.fciconnect.com	
F				linear	.XXX±.005/.XX±.13	projection	title		
				angles	.XXX±.0020/.XX±.051			RIGHT ANGLE RECEPTACLE w/o GUIDE PIN POWER	
				dr	LEV4 10/14/99	INCH/MM		product family	PWRBLADE
				enr	J. BROWN 10/14/99	scale		size	dwg no
				chr	J. BROWN 10/14/99	3:2		A	51767
				appd	J. BROWN 10/14/99			code	213
sheet index	revision sheet							sheet	2

cage code 22526

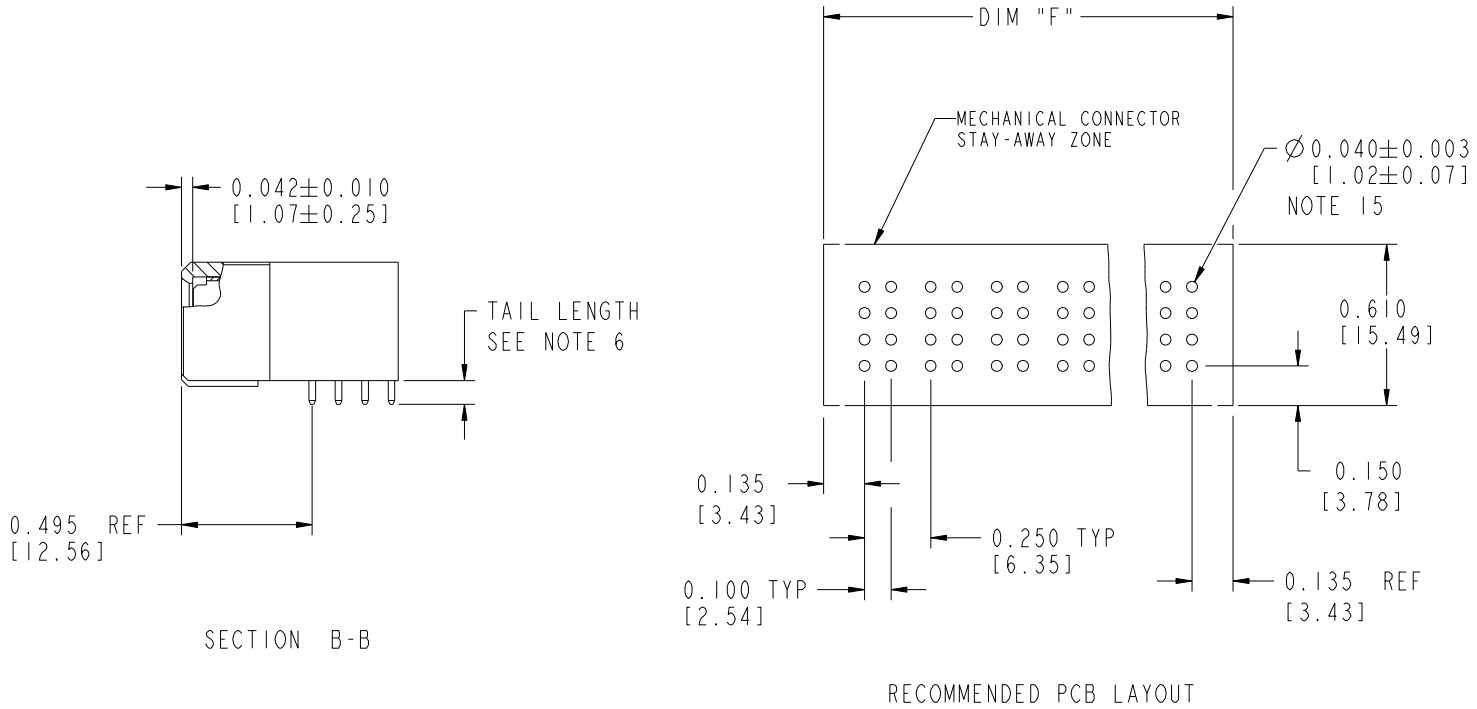
Pro/E

Tous droits strictement réservés. Reproduction ou communication à des tiers interdite sous quelque forme que ce soit sans autorisation écrite du propriétaire. Propriété de c.FCI. Droits de reproduction FCI.



All rights strictly reserved. Reproduction or issue to third parties in any form whatever is not permitted without written authority from the proprietor. Property of FCI. Copyright FCI.

PRODUCT NUMBER
51767-ABB00000EF_..
SEE NOTE 1



mat'l code				SEE NOTE 2		tolerances unless otherwise specified		CUSTOMER		FCI		
ltr	ecn no.	dr	date	linear	.XX±.01/.XX±.3	projection		COPY		www.fciconnect.com		
F					.XXX±.005/.XX±.13	INCH/MM		title		RIGHT ANGLE RECEPTACLE w/o GUIDE PIN POWER		
				angles	.XXX±.0020/.XXX±.051	scale		product family		PWRBLADE code		
				dr	0° ± 2°	3:2		size		213		
				enr	LEV4 10/14/99	A		dwg no		3		
				chr	J. BROWN 10/14/99			51767				
				appd	J. BROWN 10/14/99							
sheet index	revision sheet											

cage code 22526

Pro/E