

## Data Sheet



Linear Module Gen2, H-series		
Model Name	LT-H564A	
Type	23.2V, 700mA	
Parts No.	3000K	SI-B8V16156001
	3500K	SI-B8U16156001
	4000K	SI-B8T16156001
	5000K	SI-B8R16156001

**SAMSUNG ELECTRONICS CO.,LTD.**  
**SAN #24 NONGSEO-DONG, GIHEUNG-GU,**  
**YONGIN-SI, GYEONGGI-DO, 446-711, KOREA**



# LED Module

Rev. No

Page

3.0

2 / 13

## Revision History

Rev.No	Date	Page	Revision	Remark
1.0	June 3, 2013	-	The first preliminary specification is established. Total 12 pages	-
1.1	June 12, 2013	-	Update LED orientation in all drawings	-
		5	Add min. and max value for "Operating Voltage"	-
1.2	August 15, 2013	1	Add parts no.	-
		5	Update Luminous Flux & Vf spec	-
		6	Add color coordinate spec for all CCTs	-
		7	Update drawing including 3 way views	-
		8	Update connection guide for parallel and serial Update connector information	-
		10	Add circuit schematic	-
1.5	March 5, 2014	-	Change pictures and drawings which are eliminated NTC part.	-
		-	Total 13 pages	-
2.0	May, 2014	5	Higher flux version is added in the product list Total 14 pages	-
3.0	June, 2014	5	Flux specification is updated for higher flux version.	-



# LED Module

Rev. No

Page

3.0

3 / 13

## Contents

1	Products and Applications	4
2	Specification	4
3	Structure and Assembly	8
4	Approbation	12
5	Packing	12
6	Precautions In Handling	13

## 1. Products and Application

This specification defines general specification and performance for LED Linear module. Samsung Linear Modules target to replace conventional fluorescent lamps as T5, T8 and so on with LED solutions. Due to transferring LED, new luminaire transferred to LED can take more energy saving and longer life-time.

In special, Samsung has competitiveness in middle-power solutions. This module uses LM561B. Middle power solutions provide more homogeneous and higher efficient lights. Linear module has been designed to expand length simply and adopt easy connection way.

## 2. Specification

No.	Item	Specifications	Unit	Remark
1	Dimension	560.0(L) × 40.0(W) × 5.95(h) mm	mm	Tolerance:±0.5mm
2	Weight	56	g	Tolerance:±5.6g
3	Rated lifetime	50,000 Hr	hour	L70B50 @Tc = 65℃
4	Ingress Protection	N/A	-	-
5	Operating Temperature	Tc = - 20 ~ 70	℃	-
6	Storage Temperatue	Ta = - 35 ~ 85	℃	-



# LED Module

Rev. No

Page

3.0

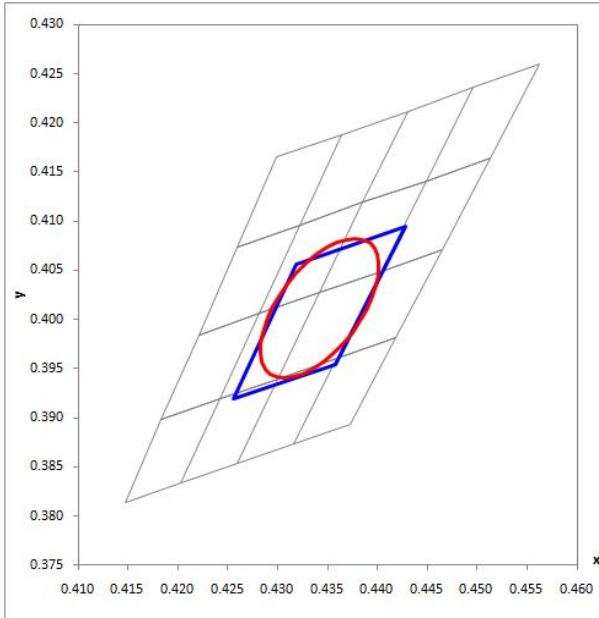
5 / 13

No.	Item	Specifications					Unit	Remark
		Sym.	Model	Min.	Nom.	Max.		
7	Luminous flux	$\Phi_v$	3000K	2147	2400	2683	lm	@700mA, 23.2V Tc = 45°C
			3500K	2181	2440	2725		
			4000K	2249	<b>2520</b>	2810		
			5000K	2317	2600	2895		
8	Efficiency	LPW	3000K	-	149	-	lm/W	@700mA, 23.2V Tc = 45°C
			3500K	-	151	-		
			4000K	-	<b>156</b>	-		
			5000K	-	161	-		
9	Operating Current	Iop	-	-	700	1200	mA	-
10	Operating Voltage	Vdc	-	21.9	23.2	24.9	V	@700mA, Tc = 45°C
11	Power Consumption	-	-	15.3	16.2	17.4	W	@700mA, Tc = 45°C

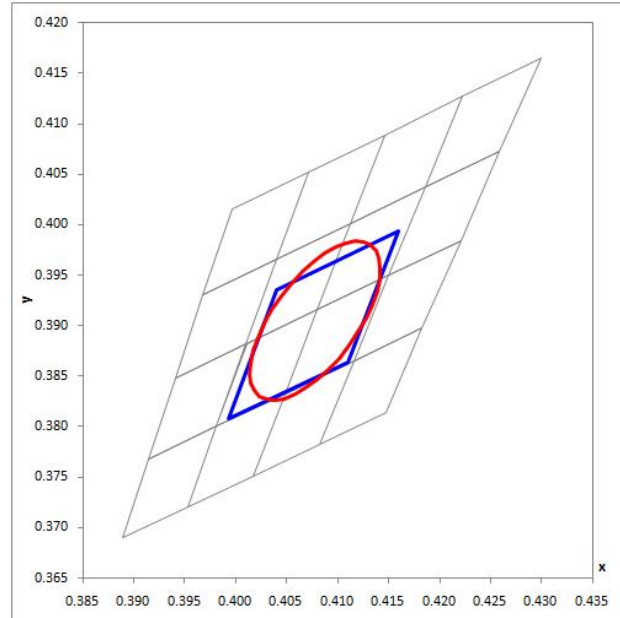
No.	Item	Specifications					Unit	Remark	
		Sym.	Model	Min.	Nom.	Max.			
12	SDCM	-	-	-	-	3	-	step	MacAdam @ initial time
			-	-	-	5	-		@ 10K hrs
13	Color Rendering Index	CRI	-	80	-	-	Ra	-	
14	CCT	-	3000K	2946	3022	3099	K	@700mA, 23.2V Tc = 45°C	
			3500K	3340	3446	3553			
			4000K	3859	3984	4109			
			5000K	4800	5025	5251			

※ Measurement tolerance of luminous flux becomes  $\pm 7\%$  in the value,  
measurement tolerance of Vf becomes  $\pm 0.3V$  in the value  
and the measurement tolerance of the color coordinates is  $\pm 0.005$ .

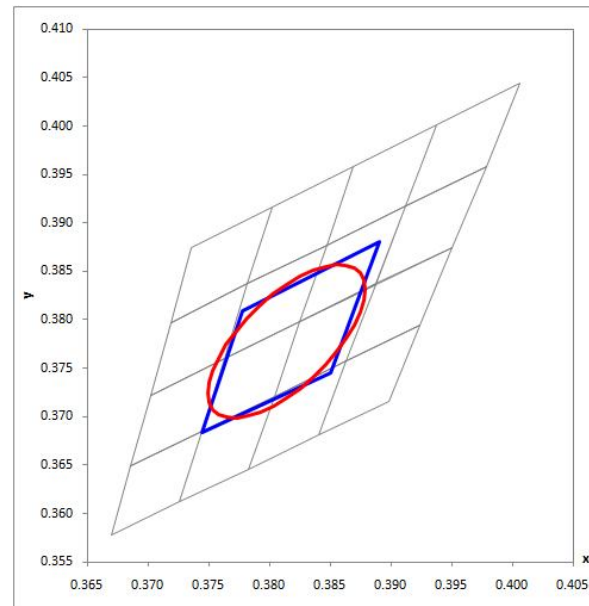
## [15] Color Coordinates

**3000 K**


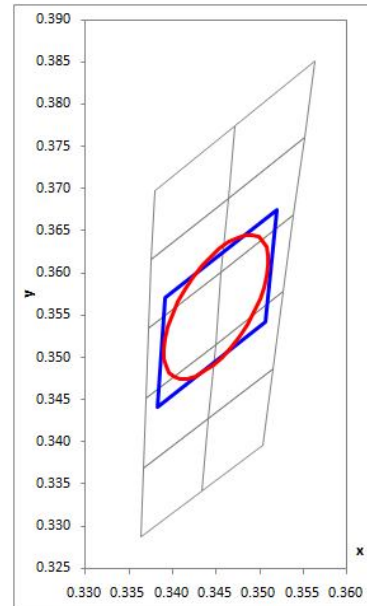
0.4256	0.4358	0.4428	0.4319
0.3919	0.3954	0.4094	0.4056

**3500 K**


0.3993	0.4110	0.4160	0.4040
0.3807	0.3863	0.3993	0.3935

**4000 K**


0.3744	0.3850	0.3890	0.3777
0.3684	0.3745	0.3881	0.3809

**5000 K**


0.3383	0.3507	0.3520	0.3392
0.3442	0.3543	0.3675	0.3571

@700mA, 23.2V, Tc = 45°C

Grey : DOE

Red : MacAdam 3-step ellipse

Blue : Module Spec

- ※ Measurement tolerance of luminous flux becomes  $\pm 7\%$  in the value,  
measurement tolerance of Vf becomes  $\pm 0.3V$  in the value  
and the measurement tolerance of the color coordinates is  $\pm 0.005$ .

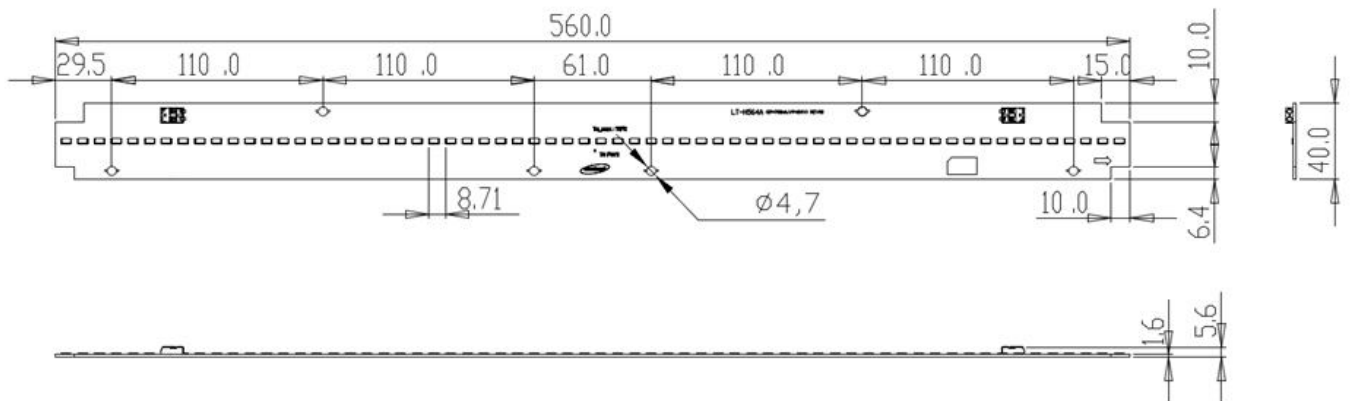
## 3. Structure and Assembly

### 3-1. Appearance



<Top View>

### 3-2. Drawing & Dimension

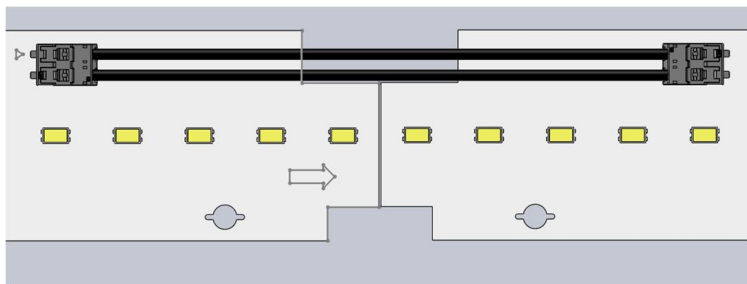


Item		Specifications
L	Length of PCB	560.0 ± 0.5 mm
W	Width of PCB	40.0 ± 0.3 mm
H1	Thickness of PCB	1.6 ± 0.1 mm
H2	Height of PCBA	5.95 ± 0.2 mm

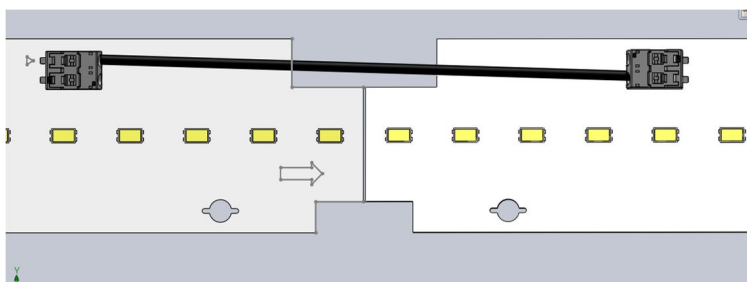
## 3-3. Assembly

This module adapts terminal strip connection method to connect between LED modules like as below.

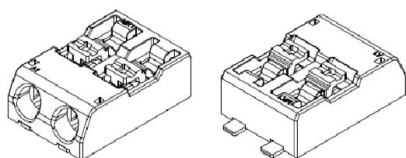
### - Parallel Connection



### - Serial Connection



### - Connector : Terminal strip type



AWG 24-18

- (1) Insert solid conductors via push-in termination.
- (2) Insert or remove fine-standard conductors by lightly pressing on push-button.



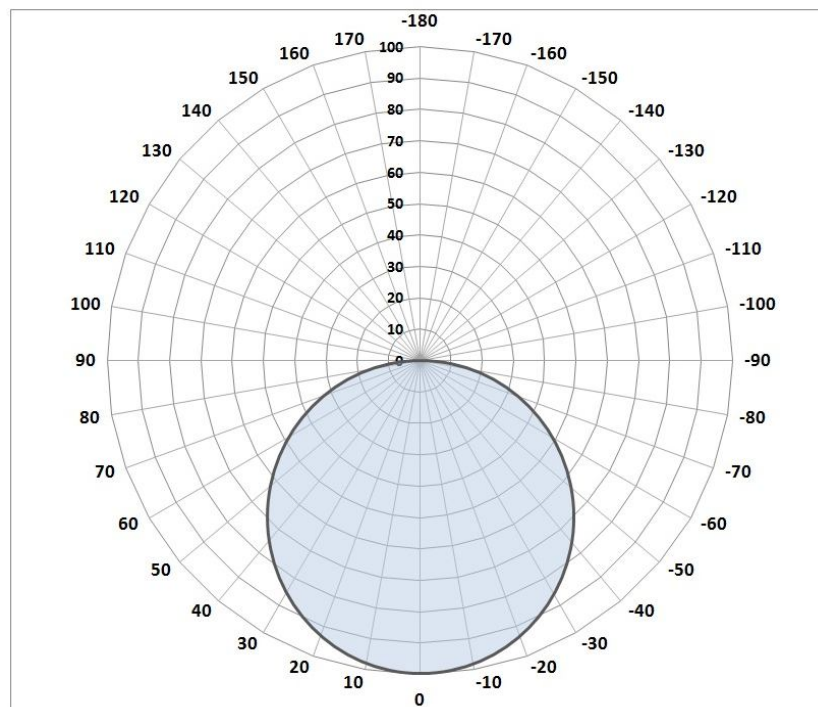
## 3-4. Structure



No.		Item	Specifications
Module Assembly	3-1	LED	LM561B : Middle Power LED 64 ea
	3-2	PCB	Material : Copper, Solder mask and Epoxy
	3-3	Connector	AWG 24-18 Strip Length 6-7 mm

## 3-5. Light Distribution

(1) Polar Intensity Diagram : Beam Angle  $115 \pm 5$  [°]



## 3-6. Thermal Management

(1) Tc Point : See the below red mark.



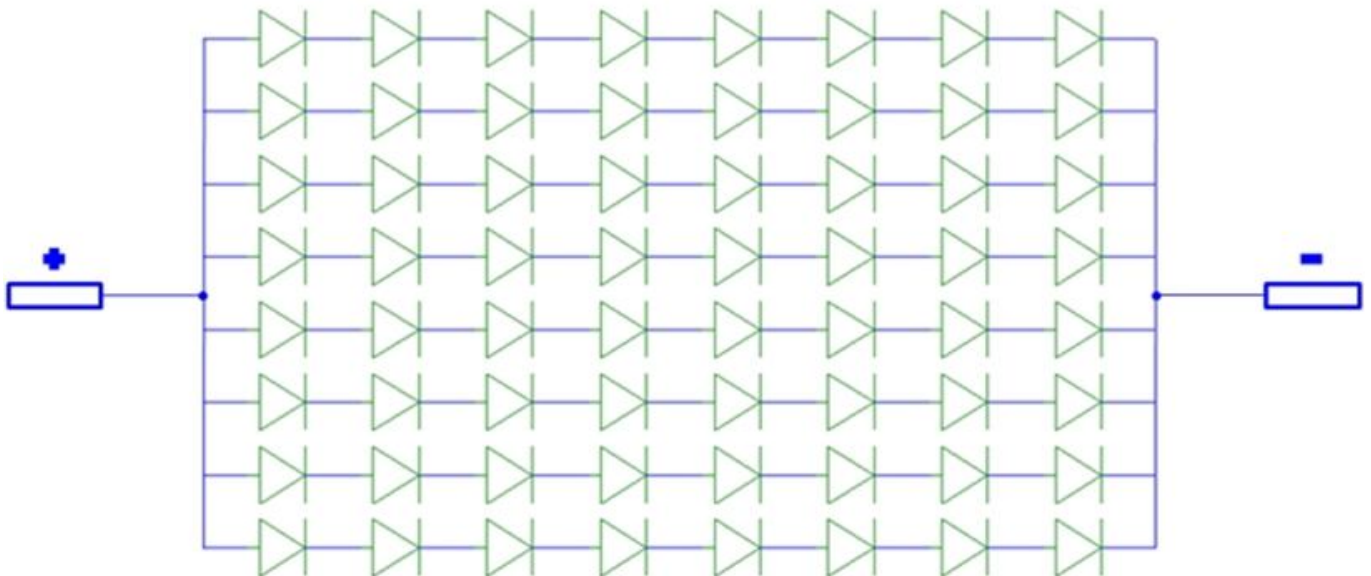
(2) Tc\_life : Max temperature to reach 50,000 hours

- Tc=65°C for 50,000 @ 700mA (L70B50)

(3) Tc\_max : Max temperature to operate

- Tc\_max = 70°C

## 3-6. Circuit Schematic





# LED Module

Rev. No

Page

3.0

11 / 13

## 4. Approbation

Item	Compliant to	Result / Remark
General	Eye safety : IEC62471	LM561B LED
Hazardous Substance & Materials	ROHS	Declared
	REACH	Declared
Certification	CE	IEC 62031:2008 IEC 62471:2008
	ENEC	IEC 62031:2008 IEC 62471:2008
	UL/cUL	E344519

## 5. Packing

### 5-1 Dimension & Module Q'ty

(1) Box : 635(L) x 375(W) x 195(h) (Tolerance :  $\pm 1.5$ mm)

(2) Q'ty

-	1 Tray	1 Box	1 Pallet
Num. of modules	32	128	2304 (18 boxes)

(3) Pallet : 800(L) x 1200(W) x 145(h) mm

## 6. Precautions In Handling

- 1) LED Lighting for white light are devices which are materialized by combining white LEDs.  
The color of white light can differ a little unusually to diffuser plate(sign-board panel).
- 2) Handling
  - Don't drop the unit and don't give the unit any shocks.
  - Don't storage the Module in a dusty place or room.
  - Don't take the unit to pieces.
- 3) Cleaning
  - This LED Module should not be used in any type of fluid such as oil, organic solvent, etc.
  - It is recommended that IPA(Isopropyl Alcohol) be used as a solvent for cleaning the LED Module.
  - When using other solvents, it should be confirmed beforehand whether the solvents will dissolve the package and the resin or not. Freon solvents should not be used to clean the LEDs because of worldwide regulations. Do not clean the LED Module by the ultrasonic.
  - Before cleaning, a pre-test should be done to confirm whether any damage to the LED Lighting will occur.
- 4) Static Electricity
  - Static electricity or surge voltage damages the LED Lighting.
- 5) Discoloration
  - VOCs (volatile organic compounds) may be occurred by adhesives, flux, hardener or organic additives which is used in luminaires (fixture) and LED silicone bags are permeable to it. It may lead a discoloration when LED expose to heat or light.
  - This phenomenon can give a significant loss of light emitted(output) from the luminaires(fixture).
  - In order to prevent these problems, we recommend you to know the physical properties for the materials used in luminaires, it requires to select carefully.
- 6) Risk of Sulfurization (or Tarnishing)
  - The lead frame from Samsung Electronics is a plated package and it may change to black (or dark colored) when it is exposed to Ag (a), Sulfur (S), Cchlorine (Cl) or other halogen compound. It requires attention.
  - Sulfide (Sulfurization) of the lead frame may cause a change of degradation intensity, chromaticity coordinates and it may cause open circuit in extreme cases. It requires attention.
  - Sulfide (Sulfurization) of the lead frame may cause of storage and using with oxidizing substances together. Therefore, LED is not recommend to use and store with the below list.
    - : Rubber, Plain paper, lead solder cream etc.



# LED Module

Rev. No

Page

3.0

13 / 13

## 7) Others

- If over voltage which exceeds the absolute maximum rating is applied to LED Lighting, it will cause damage Circuits(that LED is included) and result in destruction.
- Do not directly look into lighted LED with naked eyes for long time.

*Samsung-Electronics may make changes to specifications and product descriptions at any time, without notice.*

***All rights reserved © 2014 Samsung Electronics Co., Ltd.***

***This is the last page.***