

Surge protection device - TT-SLKK5/ 60AC - 2794974

Please be informed that the data shown in this PDF Document is generated from our Online Catalog. Please find the complete data in the user's documentation. Our General Terms of Use for Downloads are valid (<http://phoenixcontact.com/download>)



Modular terminal block with varistor as surge voltage protection between clamping connector and DIN rail, separate ground connection, nominal voltage: 60 V AC, mounting on NS 35/7.5, terminal width: 6.2 mm, terminal height: 69 mm

The illustration shows version TT-SLKK5/ 12 DC

Product Features

- ✓ Modular terminal blocks with screw connection technology
- ✓ Protective element between the feed-through terminal block and the metal mounting foot



Key commercial data

Packing unit	1 pc
Weight per Piece (excluding packing)	21.66 GRM
Custom tariff number	85363030
Country of origin	Germany

Technical data

Dimensions

Height	69.5 mm
Width	6.2 mm
Length	66.5 mm

Ambient conditions

Ambient temperature (operation)	-40 °C ... 85 °C
Degree of protection	IP20

General

Housing material	PA
Inflammability class according to UL 94	V2
Color	black

Surge protection device - TT-SLKK5/ 60AC - 2794974

Technical data

General

Mounting type	DIN rail: 35 mm
Type	Single-level terminal block – separate PE connection
Number of positions	1
Direction of action	Line-Earth Ground

Protective circuit

IEC test classification	C1
	C2
	C3
VDE requirement class	C1
	C2
	C3
Nominal voltage U_N	60 V AC
Maximum continuous operating voltage U_C	100 V DC
	75 V AC
Maximum continuous voltage U_C (wire-ground)	100 V DC
	75 V AC
Nominal current I_N	32 A (50 °C)
Operating effective current I_C at U_C	$\leq 50 \mu\text{A}$
Residual current I_{PE}	$\leq 50 \mu\text{A}$
Nominal discharge current I_n (8/20) μs (Core-Earth)	2 kA
Total surge current (8/20) μs	6.5 kA
Max. discharge current I_{max} (8/20) μs maximum (Core-Earth)	6.5 kA
Nominal pulse current I_{an} (10/1000) μs (Core-Earth)	75 A
Output voltage limitation at 1 kV/ μs (Core-Earth) spike	$\leq 180 \text{ V}$
Output voltage limitation at 1 kV/ μs (Core-Earth) static	$\leq 180 \text{ V}$
Residual voltage at I_n , (conductor-ground)	$\leq 315 \text{ V}$
Response time t_A (Core-Earth)	$\leq 25 \text{ ns}$
Cut-off frequency f_g (3 dB), asym. (PE) in 150 Ohm system	typ. 1.1 MHz

Connection data

Connection method	Screw connection
Connection type IN	Screw terminal blocks
Connection type OUT	Screw terminal blocks
Screw thread	M3
Tightening torque	0.5 Nm
Stripping length	8 mm
Conductor cross section stranded min.	0.2 mm ²

Surge protection device - TT-SLKK5/ 60AC - 2794974

Technical data

Connection data

Conductor cross section stranded max.	4 mm ²
Conductor cross section solid min.	0.2 mm ²
Conductor cross section solid max.	4 mm ²
Conductor cross section AWG/kcmil min.	24
Conductor cross section AWG/kcmil max	12

Standards and Regulations

Standards/regulations	IEC 61643-21
-----------------------	--------------

Classifications

eCl@ss

eCl@ss 4.0	27140201
eCl@ss 4.1	27130801
eCl@ss 5.0	27130801
eCl@ss 5.1	27130801
eCl@ss 6.0	27130807
eCl@ss 7.0	27130807
eCl@ss 8.0	27130807

ETIM

ETIM 2.0	EC000943
ETIM 3.0	EC000943
ETIM 4.0	EC000943
ETIM 5.0	EC000943

UNSPSC

UNSPSC 6.01	30212010
UNSPSC 7.0901	39121610
UNSPSC 11	39121610
UNSPSC 12.01	39121610
UNSPSC 13.2	39121620

Approvals

Approvals

Surge protection device - TT-SLKK5/ 60AC - 2794974

Approvals


Approvals


CSA / UL Recognized / cUL Recognized / cULus Recognized


Ex Approvals

Approvals submitted

Approval details

CSA 	
mm ² /AWG/kcmil	28-12
Nominal current I _N	34 A
Nominal voltage U _N	60 V

UL Recognized 	
mm ² /AWG/kcmil	26-10
Nominal current I _N	30 A
Nominal voltage U _N	60 V

cUL Recognized 	
mm ² /AWG/kcmil	26-12
Nominal current I _N	30 A
Nominal voltage U _N	60 V

cULus Recognized 	
--	--

Surge protection device - TT-SLKK5/ 60AC - 2794974

Drawings

Circuit diagram

