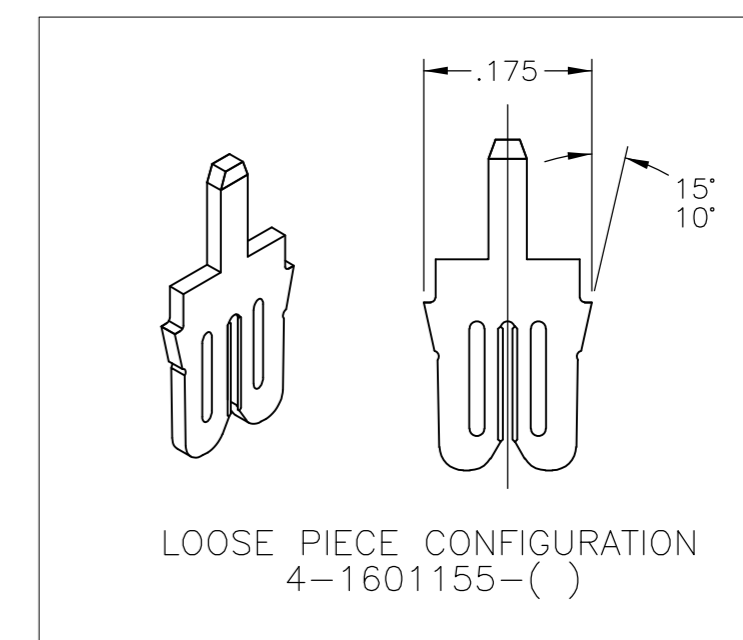
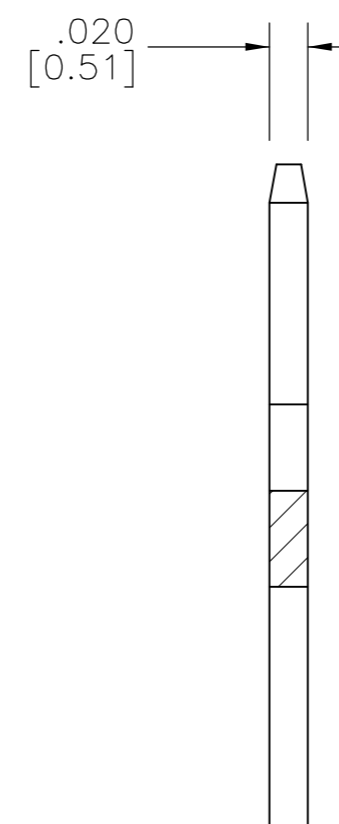
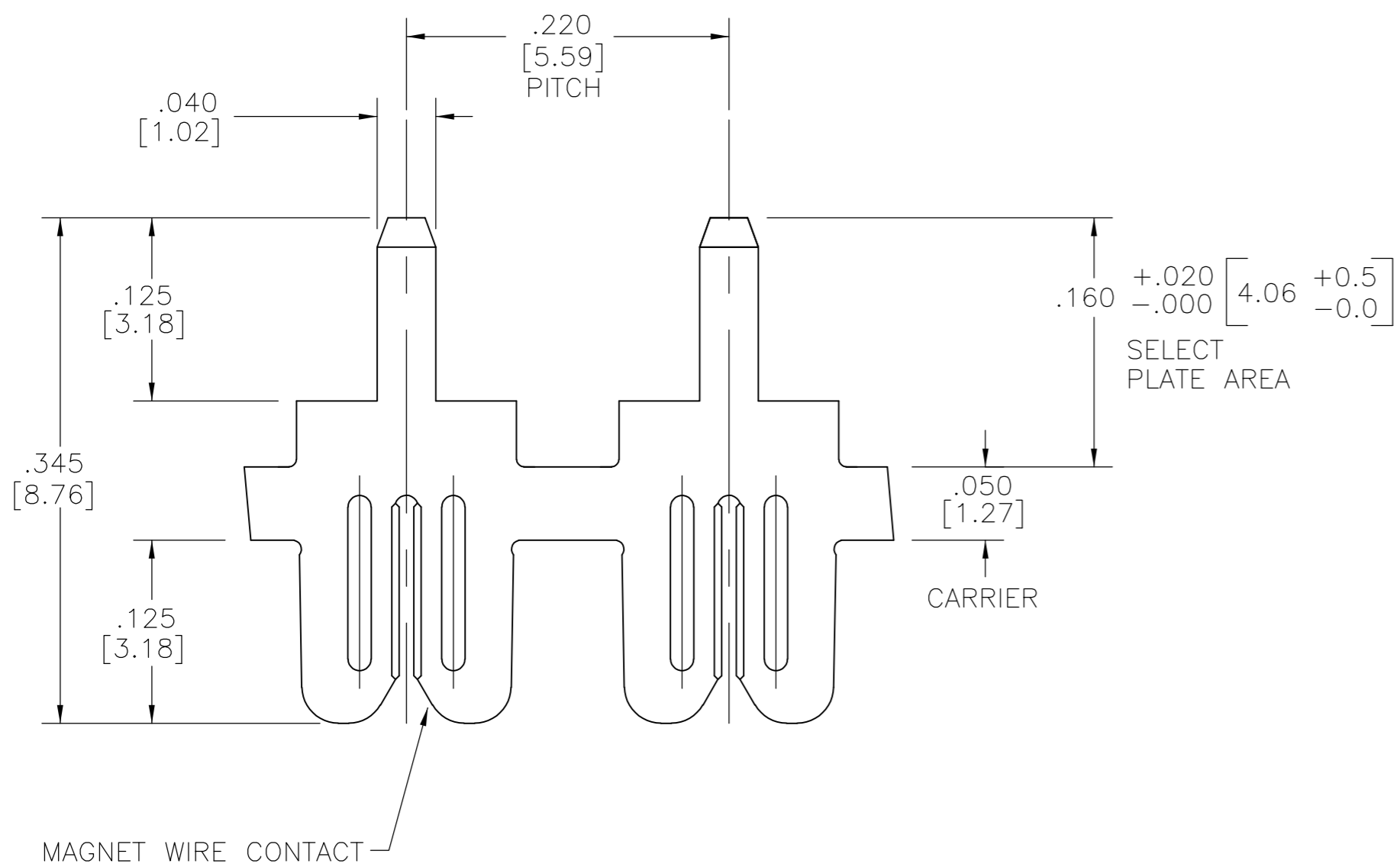


THIS DRAWING IS UNPUBLISHED. RELEASED FOR PUBLICATION
 © COPYRIGHT BY TYCO ELECTRONICS CORPORATION. ALL RIGHTS RESERVED.

LOC	DIST	REVISIONS			
P	LTR	DESCRIPTION	DATE	DWN	APVD
AF	50	C2	REVISED PER ECR-07-023965	18OCT07	HMR GJ

- 1 SPECIFICATIONS: MAGNET WIRE #29 AWG, .011 [0.29] mm DIA COPPER. UP TO 2 WIRES OF THE SAME DIAMETER MAY BE CONNECTED BY A SINGLE TERMINAL. OTHER SIZES MAY BE ACCOMMODATED, CONSULT TYCO ELECTRONICS FOR APPROVAL.
- 2 POCKET RECOMMENDATION: 1601424.
- 3 TERMINAL APPLICATION TO COMPLY WITH TYCO ELECTRONICS SPEC 114-13166, FIG. 5



	SELECTIVE POST TIN OVER NICKEL	-	4-1601155-3
SUPERSEDED BY 4-1601155-3	SELECTIVE POST TIN-LEAD OVER COPPER	059-025-124	4-1601155-2
	SELECTIVE POST TIN OVER NICKEL	-	1601155-3
SUPERSEDED BY 1601155-3	SELECTIVE POST TIN-LEAD OVER COPPER	159-025-124	1601155-2
	UNPLATED	159-025-000	1601155-1
	FINISH	REFERENCE PART NUMBER	PART NUMBER
THIS DRAWING IS A CONTROLLED DOCUMENT.		DWN MS FEHER 11JAN2002	Tyco Electronics Corporation Harrisburg, PA 17105-3608
DIMENSIONS: INCHES		CHK M.FEHER 11JAN2002	
TOLERANCES UNLESS OTHERWISE SPECIFIED:		APVD K.RANDOLPH 11JAN2002	
0 PLC ± - 1 PLC ± - 2 PLC ± .01[0.25] 3 PLC ± .005[0.13] 4 PLC ± - ANGLES ± 2°		NAME .02 X.04 X.125 P.C.B. PIN FIXED BEAM SIAMEZE TERMINAL	
MATERIAL BRASS, SPRING HARD	FINISH SEE TABLE	WEIGHT -	SIZE A2 CAGE CODE 00779 DRAWING NO C-1601155 RESTRICTED TO -
CUSTOMER DRAWING		SCALE 1:1	SHEET 1 of 1 REV C2

