

Customer Information Sheet

DRAWING No.: M80-790XXX

SHEET 2 OF 2

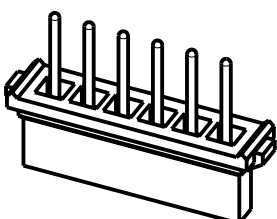
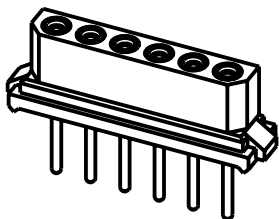
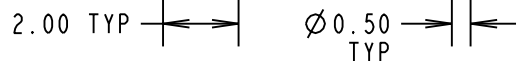
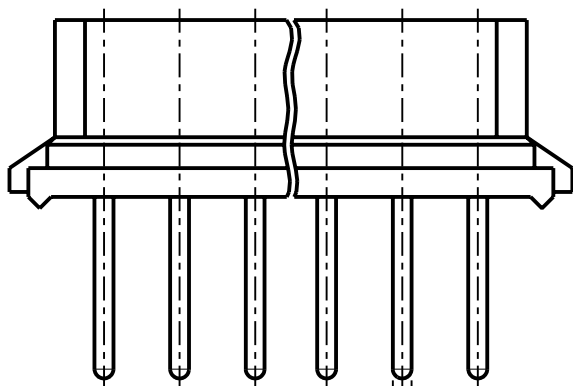
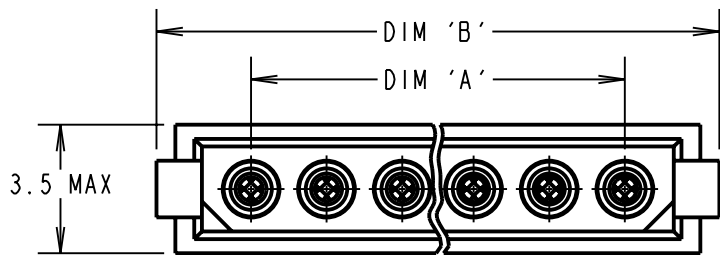
IF IN DOUBT - ASK

(C)

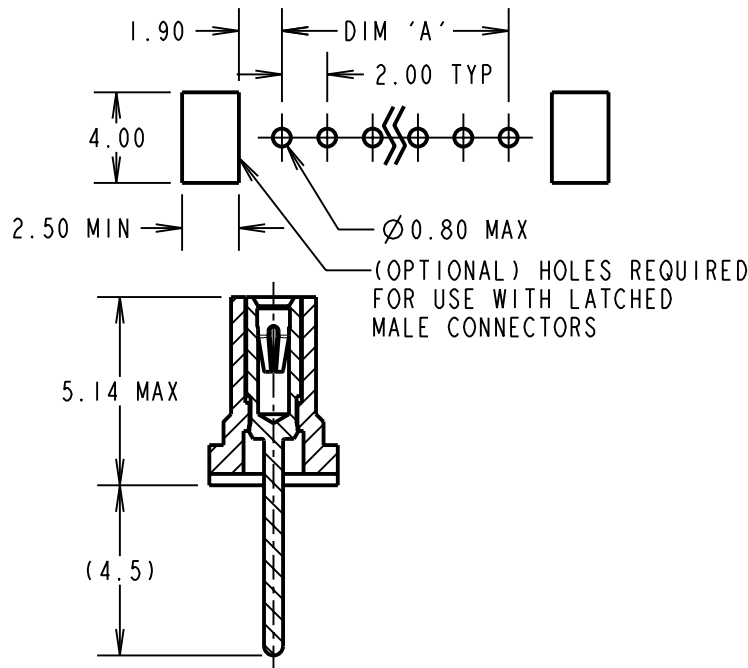
NOT TO SCALE

THIRD ANGLE PROJECTION

ALL DIMENSIONS IN mm



RECOMMENDED PCB LAYOUT



SPECIFICATIONS:

MATERIAL:
 MOULDING = GLASS-FILLED POLYAMIDE 46, UL94V-0, BLACK
 CONTACT CLIP = BERYLLIUM COPPER
 CONTACT SHELL = BRASS

FINISH:
 01 = 0.3µ GOLD CLIP, 3.5-5.0µ TIN/LEAD SHELL
 42 = 0.3µ GOLD CLIP, 3.5-5.0µ 100% TIN SHELL
 45 = 0.3µ GOLD CLIP, 0.25-0.3µ GOLD SHELL

ELECTRICAL:
 CURRENT RATING AT 25°C = 3.0A MAX
 CURRENT RATING AT 85°C = 2.2A MAX
 WORKING VOLTAGE = 120V AC/DC
 VOLTAGE PROOF = 360V AC/DC
 CONTACT RESISTANCE = 25 mΩ MAX
 INSULATION RESISTANCE = 100 MΩ MIN

MECHANICAL:
 DURABILITY = 500 OPERATIONS
 INSERTION FORCE (Ø0.5mm GAUGE) = 2.8N MAX
 WITHDRAWAL FORCE (Ø0.5mm GAUGE) = 0.2N MIN

ENVIRONMENTAL:
 TEMPERATURE RANGE = -55°C TO +125°C

PACKING:
 TUBE
 FOR COMPLETE SPECIFICATION, SEE COMPONENT SPECIFICATION C005XX (LATEST ISSUE)

PART No.	No. OF CONTACTS	DIM 'A'	DIM 'B'
M80-79002XX	2	2.00	7.30
M80-79003XX	3	4.00	9.30
M80-79004XX	4	6.00	11.30
M80-79005XX	5	8.00	13.30
M80-79006XX	6	10.00	15.30
M80-79007XX	7	12.00	17.30
M80-79017XX	17	32.00	37.30
M80-79022XX	22	42.00	47.30

ORDER CODE:

M80-790XXX

TOTAL No. OF CONTACTS

02, 03, 04, 05,
06, 07, 17, 22

FINISH

01 - GOLD CLIP, TIN/LEAD SHELL
 42 - GOLD CLIP, 100% TIN SHELL
 45 - GOLD CLIP, GOLD SHELL

RA	2	01.10.09	10502
NAME	ISS.	DATE	C/NOTE
APPROVED:		R.ADDE	
CHECKED:		M.G.PLESTED	
DRAWN:		JM BROOKES	
CUSTOMER REF.:			
ASSEMBLY DRG:			

HARWIN

HARWIN USA
 TEL: 603 893 5376
 FAX: 603 893 5396
 mis@harwin.com

HARWIN Europe (UK)
 TEL: 023 9231 4545
 FAX: 023 9231 4590
 mis@harwin.co.uk

HARWIN Asia
 TEL: +65 6 779 4909
 FAX: +65 6 779 3868
 mis@harwin.com.sg

THIS DRAWING AND ANY INFORMATION OR DESCRIPTIVE MATTER SET OUT HEREON ARE CONFIDENTIAL AND COPYRIGHT PROPERTY OF THE HARWIN GROUP AND MUST NOT BE DISCLOSED, LOANED, COPIED OR USED FOR MANUFACTURING, TENDERING OR FOR ANY OTHER PURPOSE WITHOUT THEIR WRITTEN PERMISSION.

TOLERANCES
 X. = ±1mm
 X.X = ±0.25mm
 X.XX = ±0.10mm
 X.XXX = ±0.01mm
ANGLES = ±5°
 UNLESS STATED

MATERIAL:
 SEE ABOVE
FINISH: SEE ABOVE
S/AREA: mm²

TITLE: DATAMATE
 SIL VERTICAL PC TAIL
 FEMALE ASSEMBLY
DRAWING NUMBER:
M80-790XXX
 SHT 2 OF 2