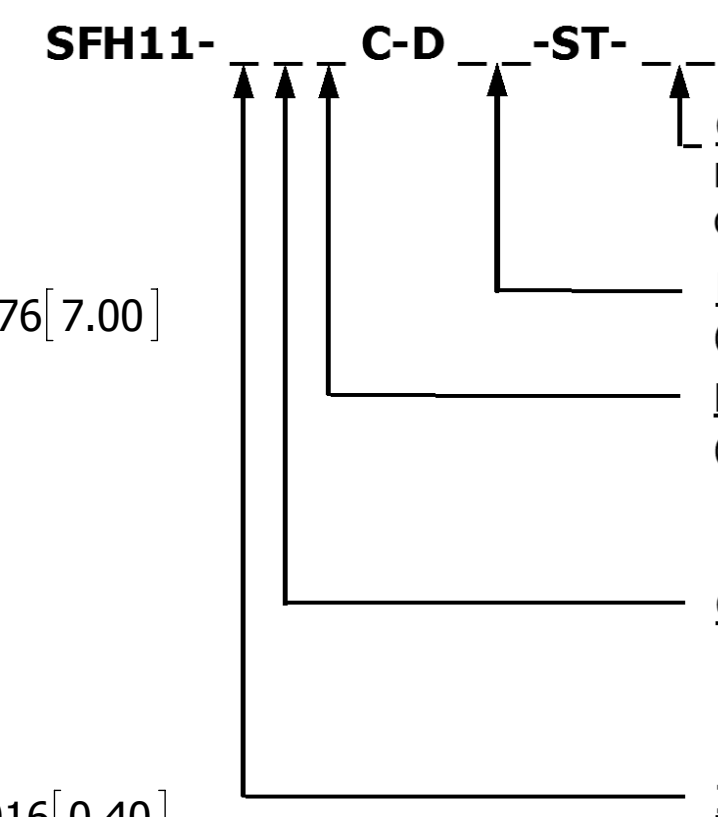
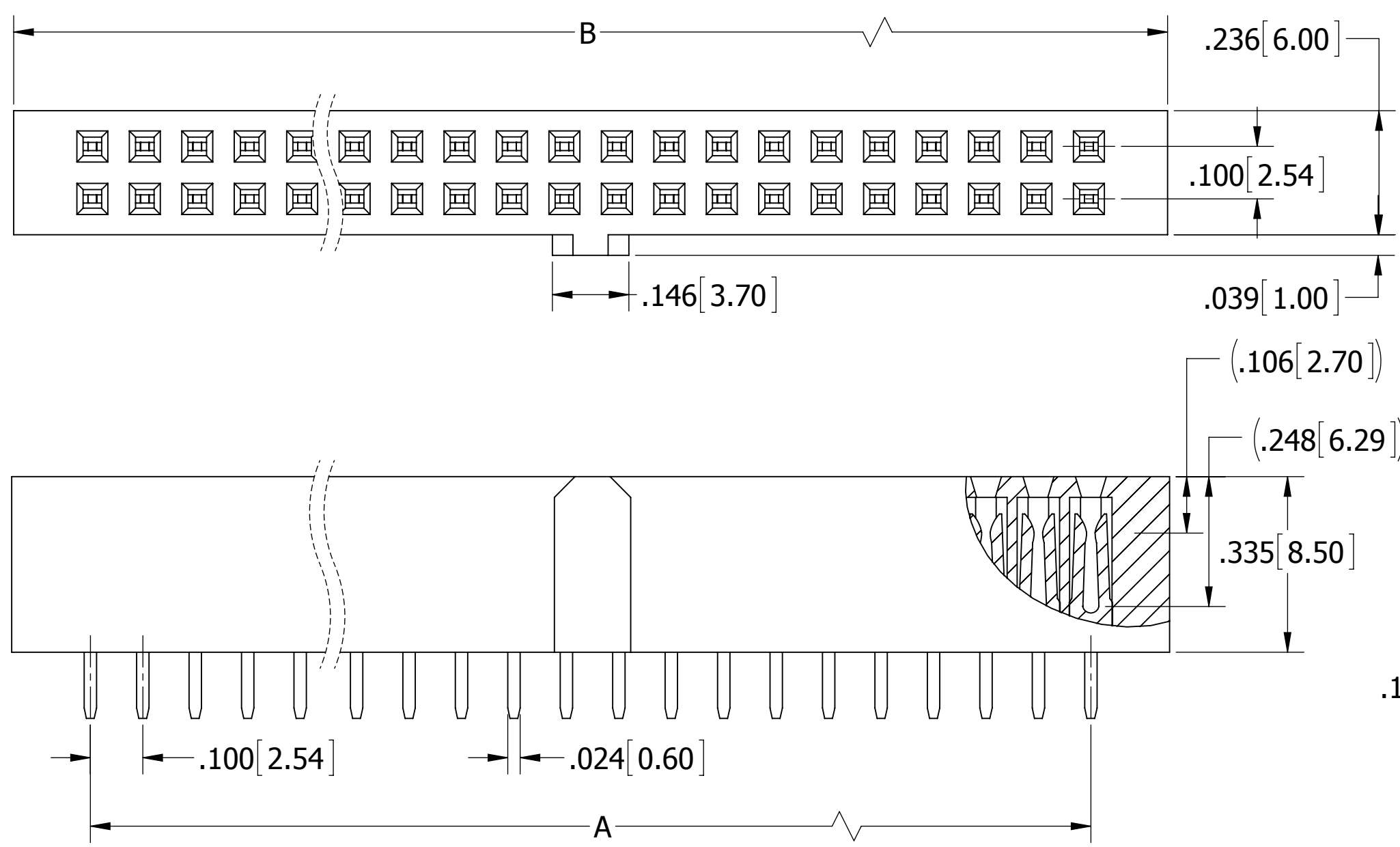


REVISIONS				
REV.	ECO. NO	DESCRIPTION	DATE	BY
D	2537	UPDATE NOTE 10 PROCESSING TEMPERATURE, ADD INSERTION DEPTH 6.6 mm	02/29/2012	LH
E	2817	ADD 33 TO 36 POSITION	08/20/2013	LH
F	2915	ADD 'N' MATERIAL OPTION & UPDATE NOTES	2/6/2014	NC

PRELIMINARY



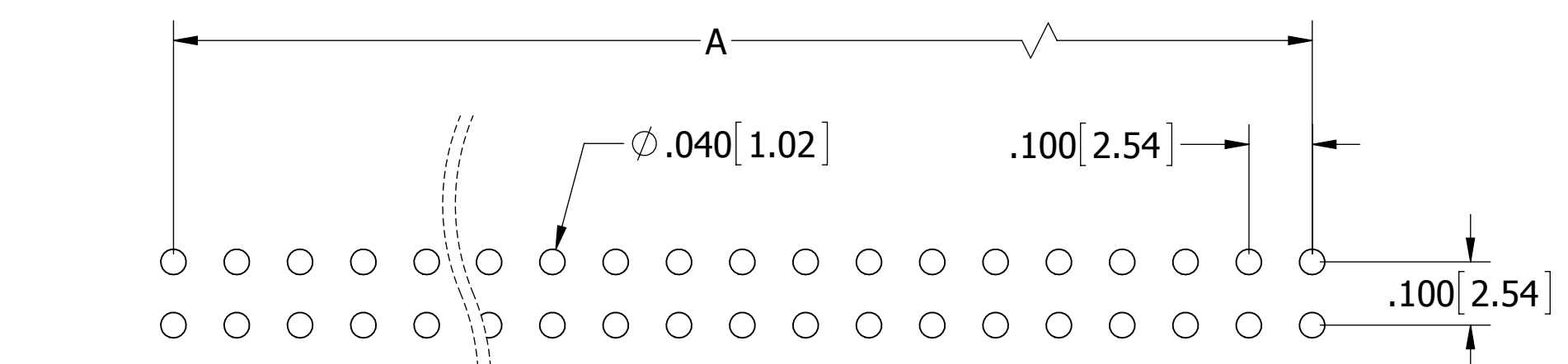
COLOR
 BK= BLACK
 GY= GREY

NUMBER OF POSITIONS
 (CONTACTS PER ROW)

PLATING
 (.000030"~.000050" NICKEL UNDERPLATED)
 P = GOLD FLASH OVERALL
 E = .000100" PURE TIN, MATTE, OVERALL

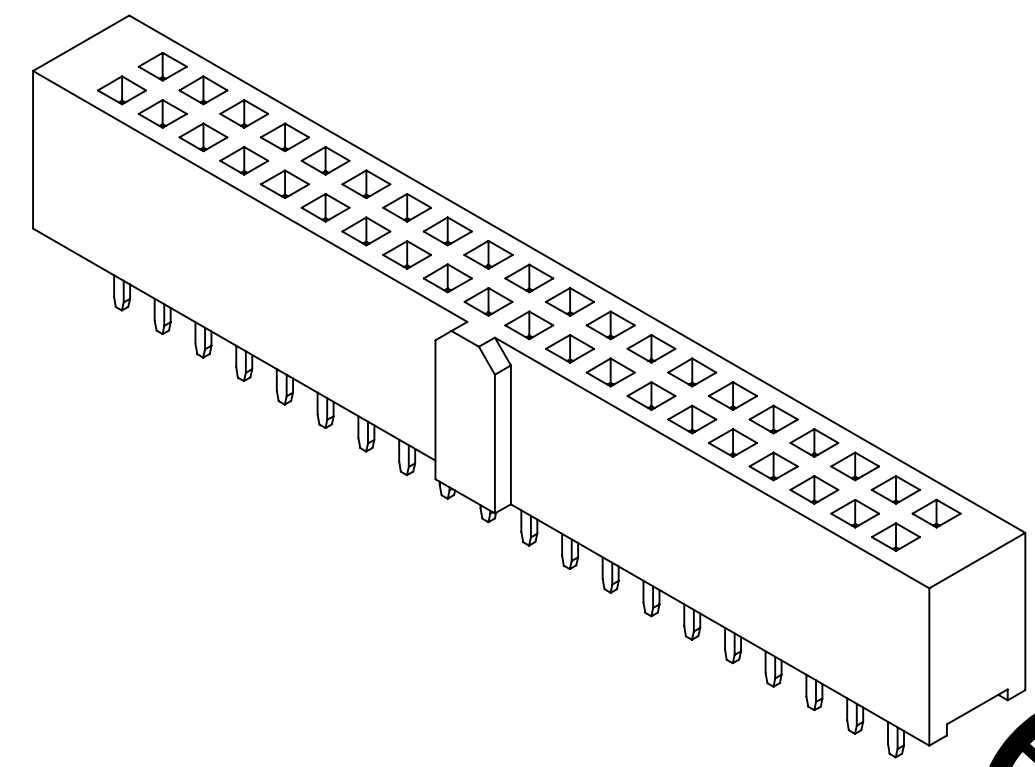
CONTACT MATERIAL
 P = PHOSPHOR BRONZE
 B = BRASS

INSULATOR MATERIAL
 P = PBT
 PROCESSING TEMP = WAVE/MANUAL SOLDER
 N = NYLON-6T
 PROCESSING TEMP = 260°C FOR 10 SEC MAX



PART NUMBER	POSITIONS/ CONTACTS	A		B	
		INCH	MM	INCH	MM
SFH11- ___ C-D03-ST- __	03/06	0.200	5.08	0.500	12.70
SFH11- ___ C-D04-ST- __	04/08	0.300	7.62	0.600	15.24
SFH11- ___ C-D05-ST- __	05/10	0.400	10.16	0.700	17.78
SFH11- ___ C-D06-ST- __	06/12	0.500	12.70	0.800	20.32
SFH11- ___ C-D07-ST- __	07/14	0.600	15.24	0.900	22.86
SFH11- ___ C-D08-ST- __	08/16	0.700	17.78	1.000	25.40
SFH11- ___ C-D10-ST- __	10/20	0.900	22.86	1.200	30.48
SFH11- ___ C-D12-ST- __	12/24	1.100	27.94	1.400	35.56
SFH11- ___ C-D13-ST- __	13/26	1.200	30.48	1.500	38.10
SFH11- ___ C-D15-ST- __	15/30	1.400	35.56	1.700	43.18
SFH11- ___ C-D17-ST- __	17/34	1.600	40.64	1.900	48.26
SFH11- ___ C-D20-ST- __	20/40	1.900	48.26	2.200	55.88
SFH11- ___ C-D25-ST- __	25/50	2.400	60.96	2.700	68.58
SFH11- ___ C-D30-ST- __	30/60	2.900	73.66	3.200	81.28
SFH11- ___ C-D32-ST- __	32/64	3.100	78.74	3.400	86.36
SFH11- ___ C-D33-ST- __	33/66	3.200	81.28	3.500	88.90
SFH11- ___ C-D34-ST- __	34/68	3.300	83.82	3.600	91.44
SFH11- ___ C-D35-ST- __	35/70	3.400	86.36	3.700	93.98
SFH11- ___ C-D36-ST- __	36/72	3.500	88.90	3.800	96.52

- NOTES:**
- INSULATOR MATERIAL: SEE PART NUMBER CODING.
 - CONTACT MATERIAL: SEE PART NUMBER CODING.
 - PLATING: SEE PART NUMBER CODING.
 - CONTACT RESISTANCE: 20m OHMS MAX.
 - OPERATING TEMPERATURE: -40°C TO +105°C.
 - UL FLAMMABILITY RATING: 94V-0.
 - CURRENT RATING: 3 AMPS.
 - INSULATOR RESISTANCE: 1000M OHMS MIN.
 - DIELECTRIC WITHSTANDING: 500 VAC
 - PROCESSING TEMP.: SEE PART NUMBER CODING.
 - MATES WITH SBH11 SERIES.
 - FOR PCB CONNECTOR.



UNLESS OTHERWISE SPECIFIED:
 DIMENSIONS ARE IN INCHES [MM]

TOLERANCES:
 ANGULAR: ± 1°

DECIMALS
 .XX=± .02 [.5]
 .XXX=± .005 [.13]
 .XXXX=± .0005 [.013]

DRAWN: 11/3/2008 JH

DATE: 11/3/2008

NAME: JH

SULLINS
 CONNECTOR SOLUTIONS

TITLE: HEADER FEMALE, .100[2.54] CC, ST

PART NUMBER: SFH11- ___ C-D ___ -ST- ___

SIZE: C CAGE CODE: 54453 DWG. NO.: 11160 REV: F

SCALE: 2:1 SHEET 1 OF 1