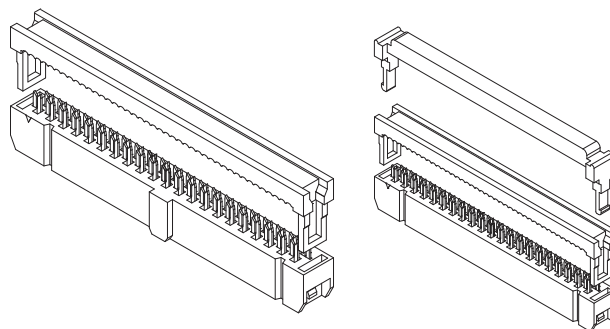




## .100" [2.54 mm] Contact Centers, IDC Socket, Insulation Displacement- SFH Series With or Without Strain Relief Mates with SBH11 series

### SPECIFICATIONS

- Centered Polarizing Key Optional
- Operating Temperature: -40°C to +105°C
- UL Flammability Rating: 94V-0
- Current Rating: 1 Amp
- Dielectric Withstanding: 500 VAC
- Insulation Resistance: 3,000 Megohms
- For .050" [1.27 mm] Pitch AWG 26-28 Flat Ribbon Cable



### PART NUMBER OPTIONS

SFH210 - P P P C - D 10 - ID - BK - Mxxx

#### SERIES

- SFH210 = IDC Socket, Without Strain Relief
- SFH213 = IDC Socket, With Strain Relief

#### INSULATOR MATERIAL

P = PBT

#### CONTACT MATERIAL

P = Phosphor Bronze

#### CONTACT FINISH - RoHS Compliant

- P = Gold Flash Overall
- E = .000100" Pure Tin, Matte, Overall
- V = Gold Flash on Contact Surface, Nickel on Termination
- J = .000015" Gold on Contact Surface, Gold Flash on Termination
- K = .000015" Gold on Contact Surface, Nickel on Termination

#### MODIFICATION (Omit for Standard)

- M181 = Without Centered Polarizing Key
- M207 = With Polarizing Key, With Mylar in Tape & Reel (only for SFH210)
- M208 = Without Polarizing Key, With Mylar in Tape and Reel (only for SFH210)

#### COLOR

BK = Black

#### TERMINATION TYPE

ID = Insulation Displacement

#### NUMBER OF CONTACT POSITIONS

03 thru 13, 15, 17, 20, 25, 30, 32

\*M208 and M207 not available in 30 or 32

#### NUMBER OF ROWS

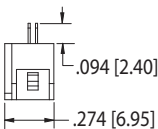
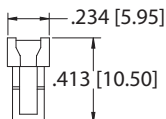
D = Dual Row

#### CONTACT CENTERS

C = .100" [2.54 mm]

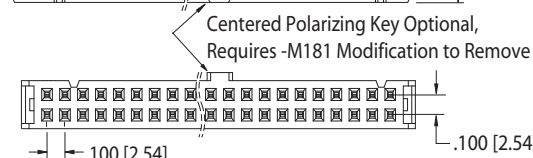
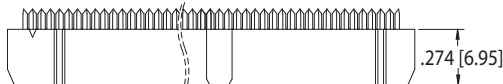
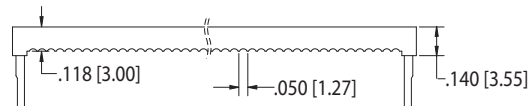
### DIMENSIONS For complete drawings, go to [www.sullinscorp.com](http://www.sullinscorp.com) or e-mail [techsupport@sullinscorp.com](mailto:techsupport@sullinscorp.com)

Dimensions in [ ] are in millimeters, all others are in inches.

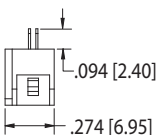
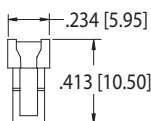
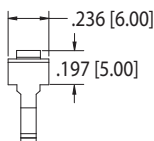
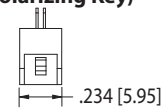


**INSULATION DISPLACEMENT (ID)  
without Strain Relief  
requires SFH210**

Example P/N: SFH210-PPPC-D03-ID-BK

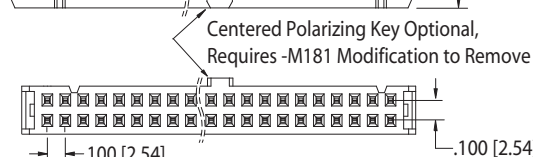
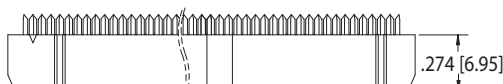
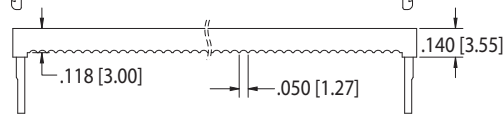
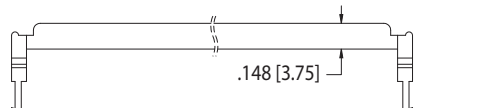


**-M181 Modification  
(No Centered  
Polarizing Key)**



**INSULATION DISPLACEMENT (ID)  
with Strain Relief  
requires SFH213**

Example P/N: SFH213-PPPC-D03-ID-BK



**-M181 Modification  
(No Centered  
Polarizing Key)**

