

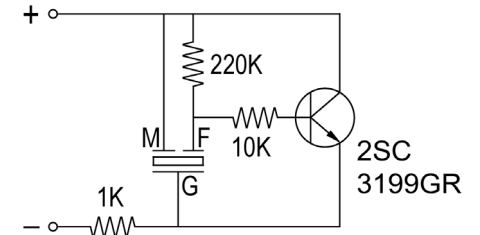
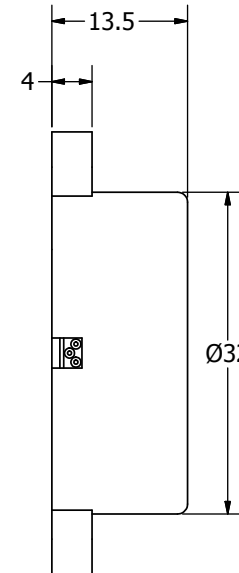
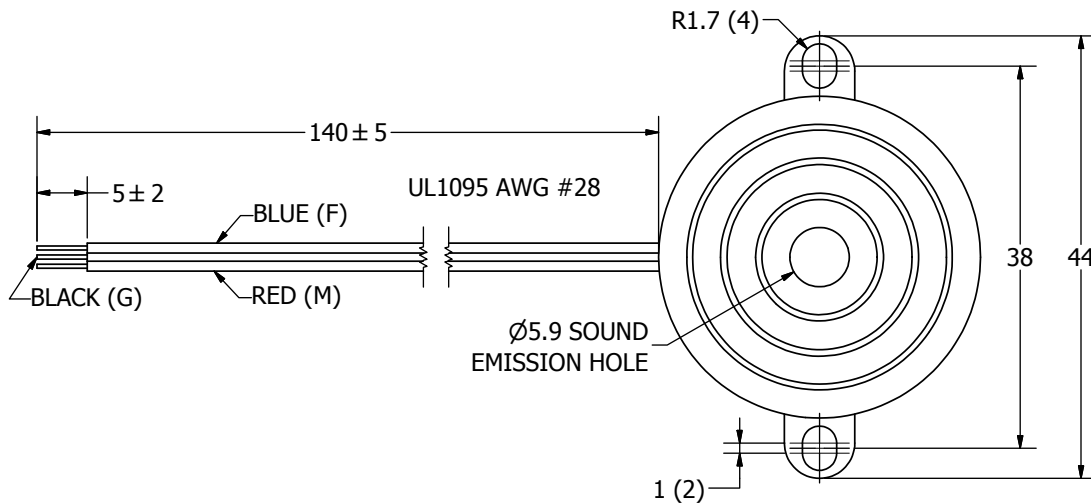

SPECIFICATIONS

PARAMETERS	VALUES	UNITS
RATED VOLTAGE	12	Vp-p
OPERATING VOLTAGE RANGE	3 ~ 28	Vp-p
RATED CURRENT (MAX)	7	mA
CAPACITANCE	20,000 ± 30%	pF
MINIMUM SPL @ 10 CM	98	dBA
RESONANT FREQUENCY	3,700 ± 500	Hz
OPERATING TEMPERATURE	-30 ~ +85	°C
STORAGE TEMPERATURE	-40 ~ +95	°C
HOUSING MATERIAL	ABS	-
TERMINAL MATERIAL	LEAD WIRE	-
WEIGHT	7.5	grams

THIS DOCUMENT CONTAINS DATA PROPRIETARY TO PROJECTS UNLIMITED, INC. ANY USE OR REPRODUCTION, IN ANY FORM, WITHOUT PRIOR WRITTEN PERMISSION OF PROJECTS UNLIMITED, INC. IS PROHIBITED.
©2003, Projects Unlimited Inc.

REVISION HISTORY

LTR	DESCRIPTION	DATE	APPROVED
-	RELEASED FROM ENGINEERING	8/9/2006	
A	REVISED CAPACITANCE VALUE LAYOUT	1/11/2007	D.F.
B	REVISED TO INVENTOR 3-D DRAWING TEMPLATE	8/26/2008	B.R.



The current consumption and the sound pressure level are measured by using the recommended driving circuit shown above.

NOTES:

1. ALL DIMENSIONS ARE IN MILLIMETERS.
2. SPECIFICATIONS SUBJECT TO CHANGE OR WITHDRAWAL WITHOUT NOTICE.
3. THIS PART IS RoHS 2002/95/EC COMPLIANT.

UNLESS OTHERWISE SPECIFIED: DIMENSIONS ARE IN MILLIMETERS, TOLERANCES ARE ±0.5 AND ANGLES ARE ±3°.	SIZE A3	Designed by	Date	Checked by	Date	Approved by	Date	Drawn Date
		J.D.	7/31/2006	E.P.	8/9/2006	R.W.	8/9/2006	8/26/2008
AT-3237-TF-LW140-R.idw						AT-3237-TF-LW140-R Transducer (Piezo)		
						Edition	Sheet	
						-	1 / 1	